

## ET-2261

Ethernet I/O Module with 10-ch Power Relay Output

### Features

- Built-in Web Server
- Support Modbus TCP/UDP Protocols
- Powerful 32-bit MCU Handles Efficient Network Traffic
- 2-port Ethernet Switch (LAN Bypass) for Daisy-Chain Wiring
- Dual Watchdog
- I/O Pair Connection (Push and Polling)
- Easy Firmware Update via Ethernet
- LED Display to Indicate the I/O status
- Wide Operating Temperature Range: -25 ~ +75°C
- Built-in I/O 10 Power Relay Output Channels



### Introduction

The ET-2261 provides 10 Form A electromechanical Relays Output channels. With 2 Ethernet ports, the ET-2261 allows daisy chain connection which permits the flexibility in locating devices, eases installation and lowers infrastructure costs. It features 8 kV ESD protection, 4 kV EFT protection, 3 kV surge and 3000 V<sub>DC</sub> I/O isolation to enhance noise protection capabilities in industrial environments.

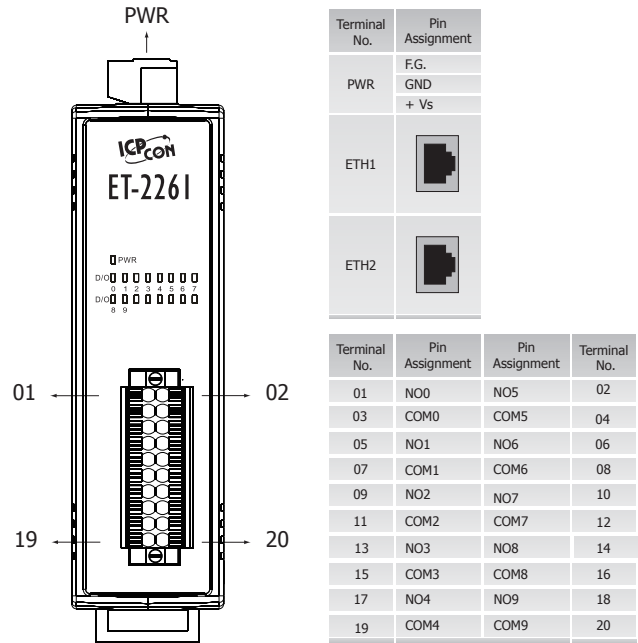
### System Specifications

System	
CPU	32-bit ARM
Communication	
Ethernet Port	2 x RJ-45, 10/100 Base-TX, Switch Ports
Protocol	Modbus TCP, Modbus UDP
Security	Password and IP Filter
I/O Pair Connection	Yes (Push, Polling)
Dual Watchdog	Yes, Module, Communication (Configurable)
LAN Bypass	Yes
LED Indicators	
System Running	Yes
Ethernet Link/Act	Yes
DI/DO status	Yes
2-Way Isolation	
Ethernet	1500 Vdc
I/O	3000 Vdc
EMS Protection	
ESD (IEC 61000-4-2)	±8 kV Contact for Each Terminal and ±16 kV Air for Random Point
EFT (IEC 61000-4-4)	±4 kV for Power Line
Surge (IEC 61000-4-5)	±3 kV for Power Line
Power	
Reverse Polarity Protection	Yes
Powered from Terminal Block	+10 ~ +30 Vdc
Consumption	3.3 W (Max.)
Mechanical	
Dimensions (L x W x H)	127 mm x 33 mm x 99 mm
Installation	DIN-Rail Mounting
Environment	
Operating Temperature	-25 ~ +75°C
Storage Temperature	-30 ~ +80°C
Humidity	10 ~ 90% RH, Non-condensing

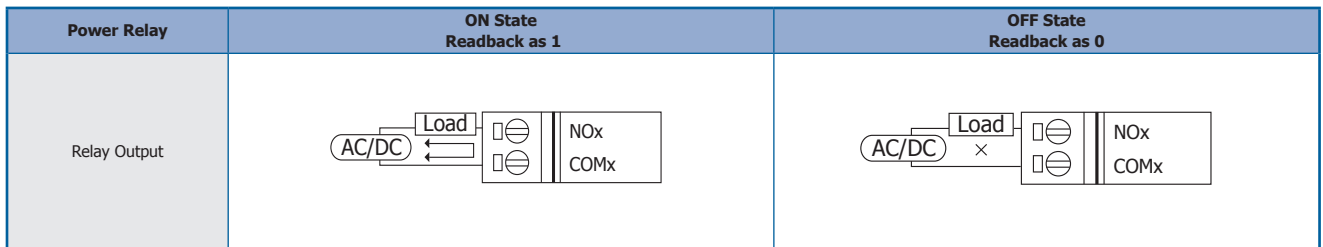
## I/O Specifications

Power Relay	
Channels	10
Type	Power Relay, Form A (SPST N.O.)
Contact Rating	5 A @ 250 VAC/24 VDC (Resistive Load)
Min. Contact Load	10 mA @ 5 V
Operate Time	10 ms (max.)
Release Time	5 ms (max.)
Mechanical Endurance	2 × 10 <sup>7</sup> ops.
Electrical Endurance	10 <sup>5</sup> ops.
Power-on Value	Yes, Configurable
Safe Value	Yes, Configurable

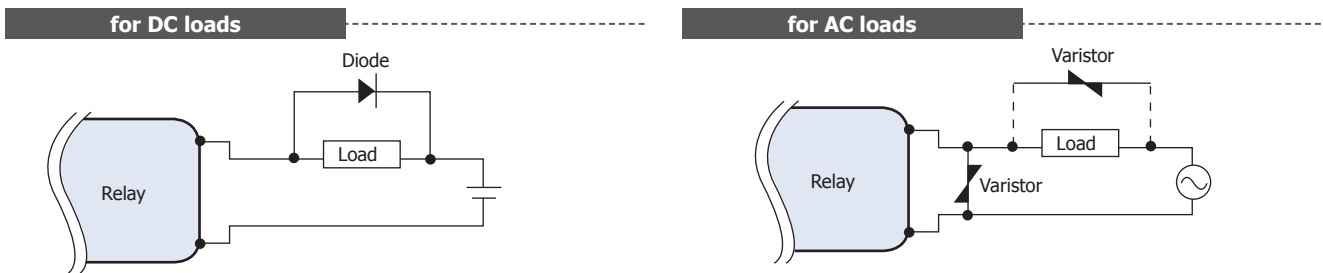
## Pin Assignments



## Wire Connections



**Note:** When inductive loads are connected to the relays, a large counter electromotive force may occur when the relay actuates because of the energy stored in the load. These flyback voltages can severely damage the relay contacts and greatly shorten the relay life. Limit these flyback voltages at your inductive load by installing a flyback diode for DC loads or a metal oxide varistor for AC loads.



## Ordering Information

<b>ET-2261 CR</b>	Ethernet I/O Module with 2-port Ethernet Switch, 10-ch Power Relay Output (RoHS) <b>5ffH*Bc"%) \$- )</b>
-------------------	--

## Related Products

	NS-205 CR	Unmanaged 5-Port Industrial Ethernet Switch with Power Input +10 ~ +30 Vdc (RoHS)
	NS-208 CR	Unmanaged 8-port Industrial 10/100 Base-TX Ethernet Switch with Power Input +10 ~ +30 Vdc (RoHS)
	DIN-KA52F CR	24 V/1.04 A, 25 W Power Supply with DIN-Rail Mounting (RoHS)
	GPSU06U-6	24 V/0.25 A (max.) Power Supply